



# December 2025

# Market Report

## The Blue Mountains

Residential Real Estate Market Statistics As Reported to the PropTx MLS System in Ontario.

**\$1,406,444**

YTD December 2024

**Average Price**

Residential **Freehold Home**

**\$1,408,669**

YTD December 2025



**+0.2%**

Year-Over-Year  
2024 vs 2025

**\$712,333**

YTD December 2024

**Average Price**

Residential **Condo & Other**

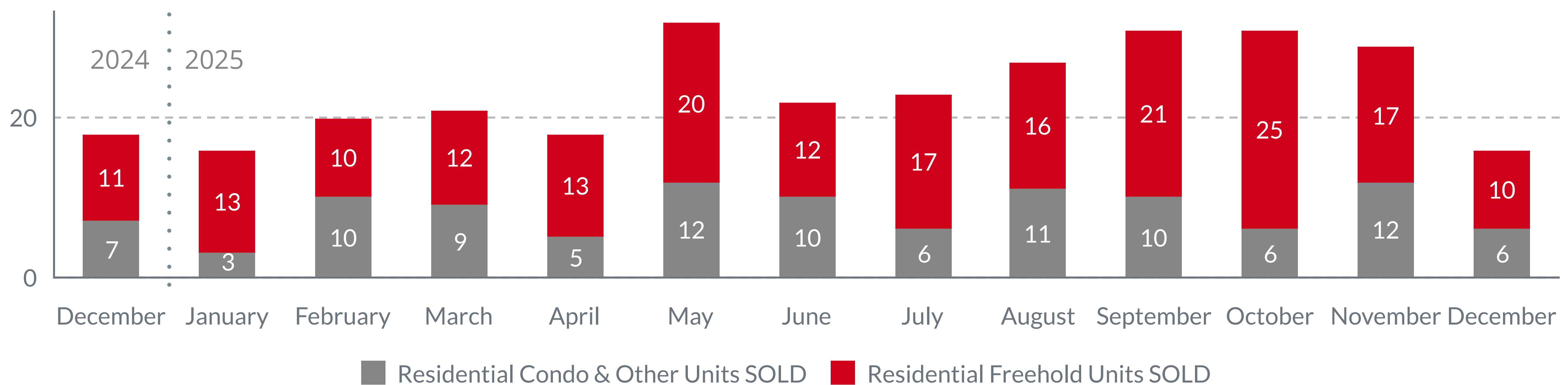
**\$664,688**

YTD December 2025



**-6.7%**

Year-Over-Year  
2024 vs 2025



**262 Unit Sales**

January to December **2024**



**+11%**

Unit Sales / Year-to-Date  
2024 vs 2025

**291 Unit Sales**

January to December **2025**

**Days on Market**

**65**


Average YTD

**Freehold Home**

**65**

Average YTD

**Condo & Other**




**94.7% YTD**

**List to Sale Ratio**


**Residential Freehold Home**

(Condo & Other = 95.6%)



**-38%**

# of **NEW Listings** compared to previous **month**  
(for both Freehold Homes + Condo & Other)



**7%**

**Absorption Rate**

16 Unit Sales **Sold** in December

Total of 238 Listings **For Sale**