



December 2025

Market Report

Tiny Township, ON

Residential Real Estate Market Statistics As Reported to the PropTx MLS System in Ontario.

\$926,434

YTD December 2024

Average Price

Residential **Freehold Home**

\$910,142

YTD December 2025

-1.8%
Year-Over-Year
2024 vs 2025

\$279,000

YTD December 2024

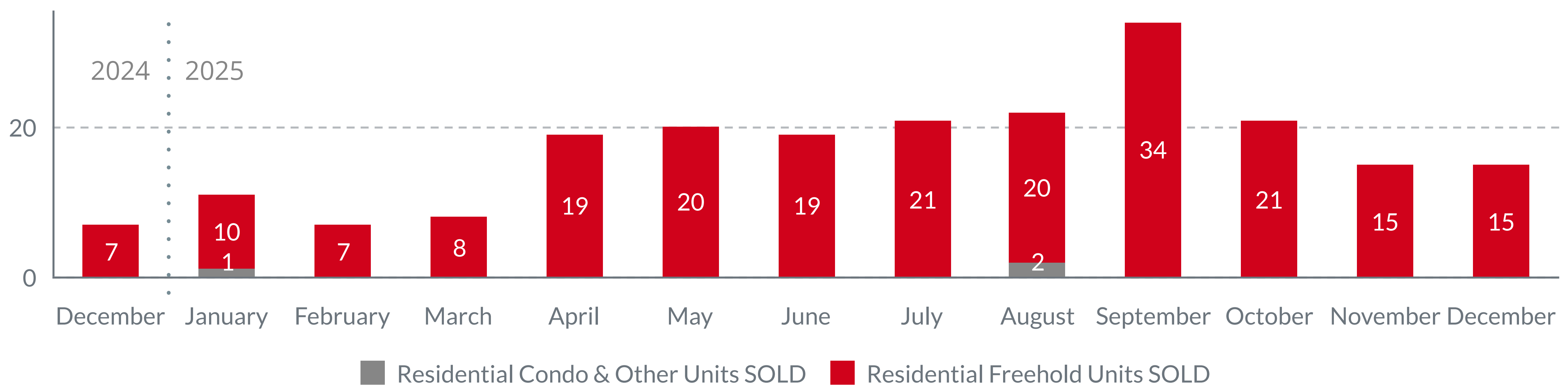
Average Price

Residential **Condo & Other**

\$341,250

YTD December 2025

22%
Year-Over-Year
2024 vs 2025



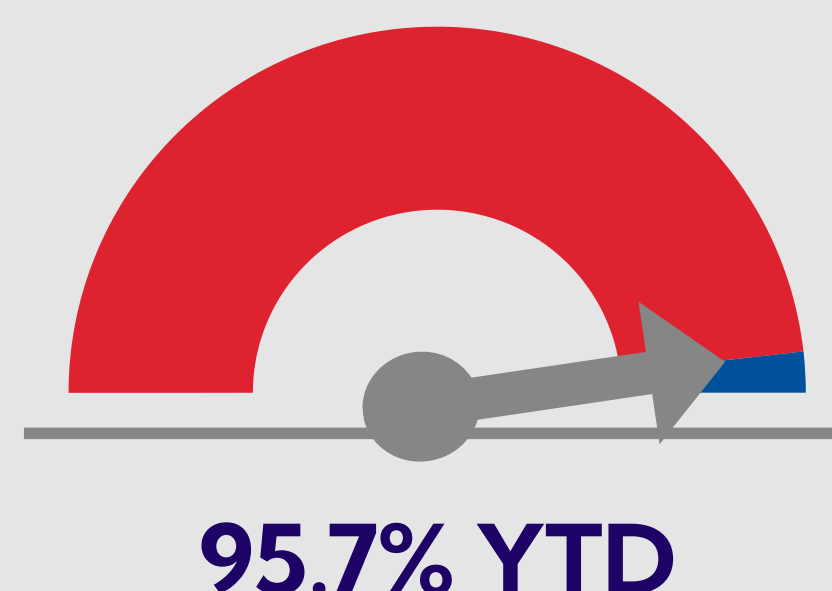
207 Unit Sales
January to December **2024**

+2.4%
Unit Sales / Year-to-Date
2024 vs 2025

212 Unit Sales
January to December **2025**

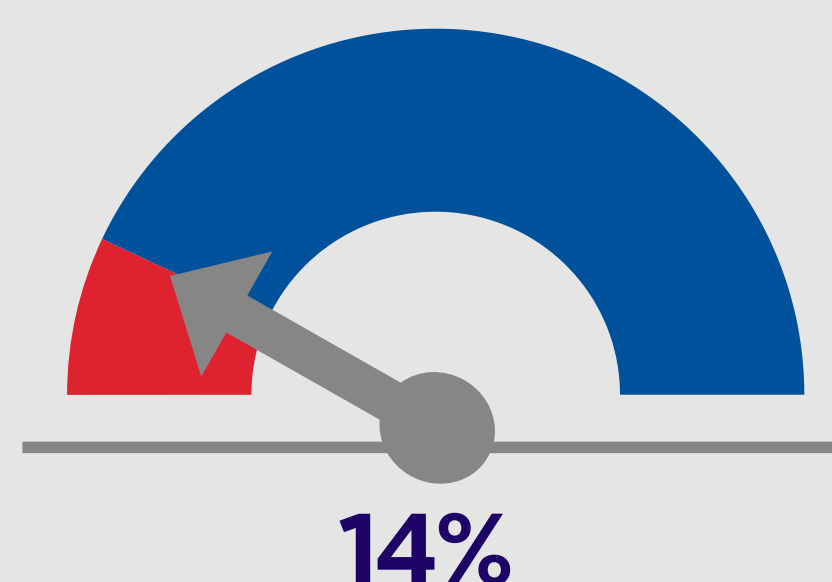
Days on Market
53
Average YTD
Freehold Home

126
Average YTD
Condo & Other



List to Sale Ratio
Residential Freehold Home
(Condo & Other = 92.4%)

-41%
of **NEW Listings** compared to previous **month**
(for both Freehold Homes + Condo & Other)



Absorption Rate
15 Unit Sales **Sold** in December
Total of 109 Listings **For Sale**