



# December 2025

# Market Report

## Clearview Township

Residential Real Estate Market Statistics As Reported to the PropTx MLS System in Ontario.

**\$1,008,742**

YTD December 2024

**Average Price**

Residential **Freehold Home**

**\$954,866**

YTD December 2025

**-5.3%**  
Year-Over-Year  
2024 vs 2025

**\$792,000**

YTD December 2024

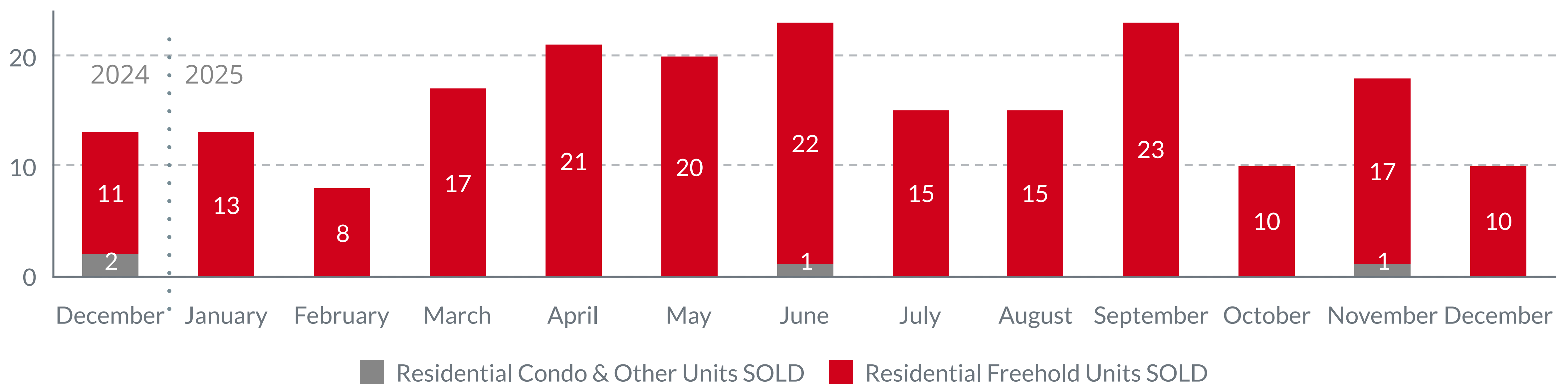
**Average Price**

Residential **Condo & Other**

**\$550,000**

YTD December 2025

**-31%**  
Year-Over-Year  
2024 vs 2025



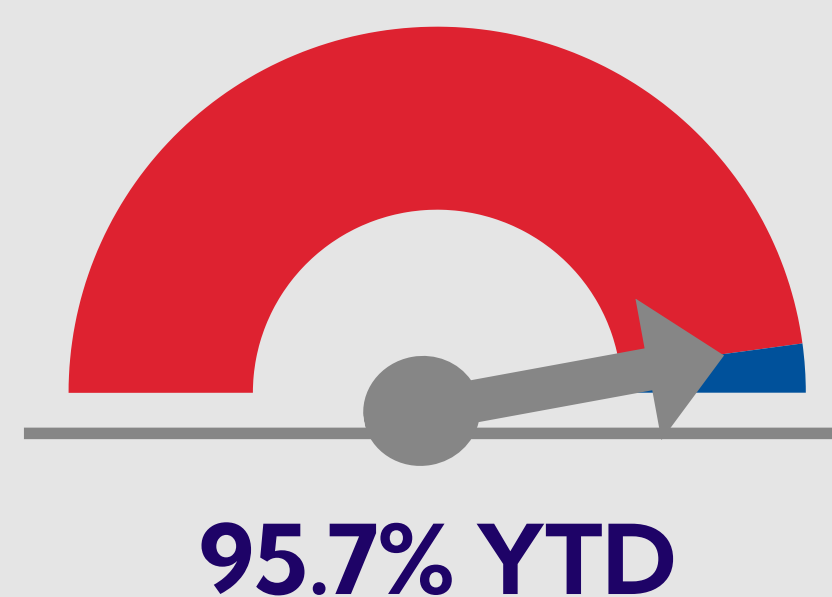
**182 Unit Sales**  
January to December **2024**

**+5%**  
Unit Sales / Year-to-Date  
2024 vs 2025

**191 Unit Sales**  
January to December **2025**

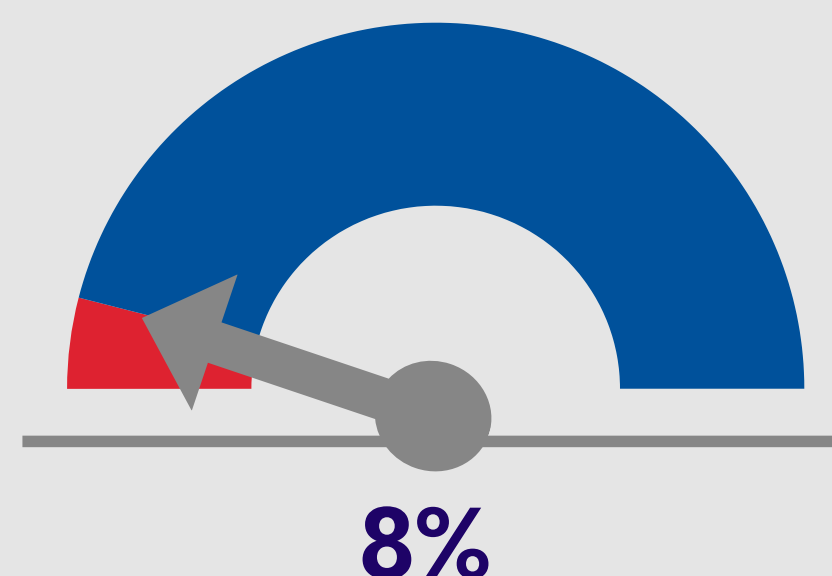
**Days on Market**  
**55**  
Average YTD  
**Freehold Home**

**5**  
Average YTD  
**Condo & Other**



**List to Sale Ratio**  
**Residential Freehold Home**  
(Condo & Other = 97.2%)

**-48%**  
# of **NEW Listings** compared to previous **month**  
(for both Freehold Homes + Condo & Other)



**Absorption Rate**  
10 Unit Sales **Sold** in December  
Total of 128 Listings **For Sale**